
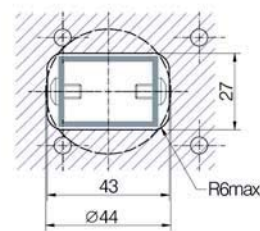
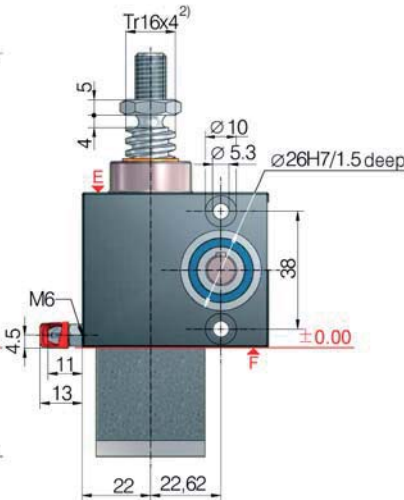
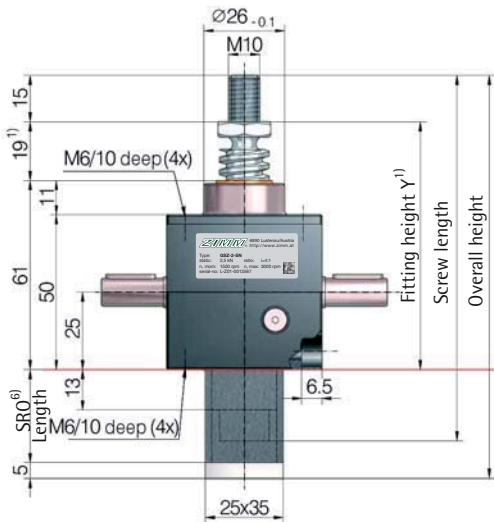




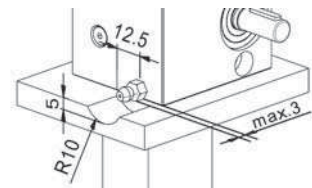
UNIQUE:
Screw lubrication
during operation



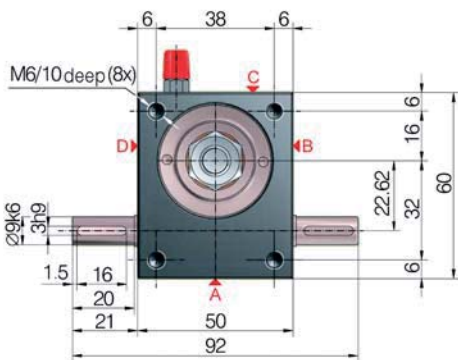
GSZ-2-S translating screw 2.5 kN



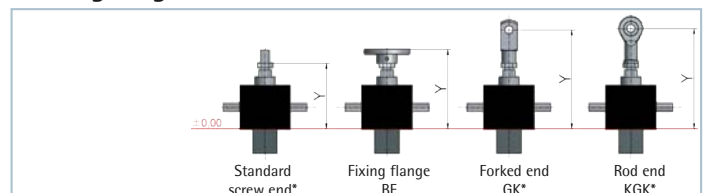
Opening for protective tube SRO, rectangular 43x27 or round Ø 44



Minimum space requirement for greasing the screw (grease gun)



¹)Fitting height "Y" for 0-stroke, with Tr 16x4 screw



All dimensions in mm

Bellocs FB	Y	Y	Y	Y
without bellocs FB	80	96	120	123
GSZ-2-FB-182	117	116	157	160
GSZ-2-FB-364	177	176	217	220

*with bellocs fixing ring Z-2-FBR

⁶)Protective tube length SRO with Tr 16x4 screw

Without escape/ rotation protection	Escape/ rotation protection	Rotation protection, with limit switch set ES	Rotation protection with ES and KAR*
47+stroke	62+stroke	117+stroke	139+stroke

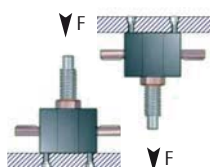
*Hinged bearing plate KAR, fitted on face F (below).

Standard ratios

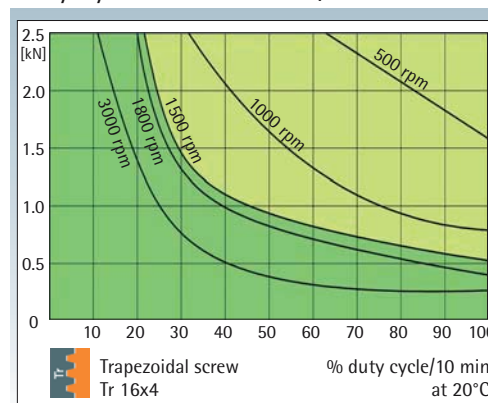
Type	Verison	Speed	Standard screw²)	i	Stroke per drive shaft rotation⁵)
GSZ-2-SN	Translating screw	Normal	Tr 16x4	4:1	1.00 mm
GSZ-2-SL		Low speed		16:1	0.25 mm
GSZ-2-RN	Rotating screw	Normal	Tr 16x4	4:1	1.00 mm
GSZ-2-RL		Low speed		16:1	0.25 mm

Screw jack mounting

max. load: 2.5 kN compressive and tensile load
Screw: M6, strength class 8.8
Screw-in depth: 8 to 10 mm
Tightening torque: 8 Nm
Screw locking: with Loctite 243



Duty cycle thermal limit, for S+R



These curves are for guidance under standard industrial conditions (ambient temperature etc.) and correct maintenance (lubrication etc.). The max. input drive torques for optimum service life are at the right page - technical data (1500 rpm)

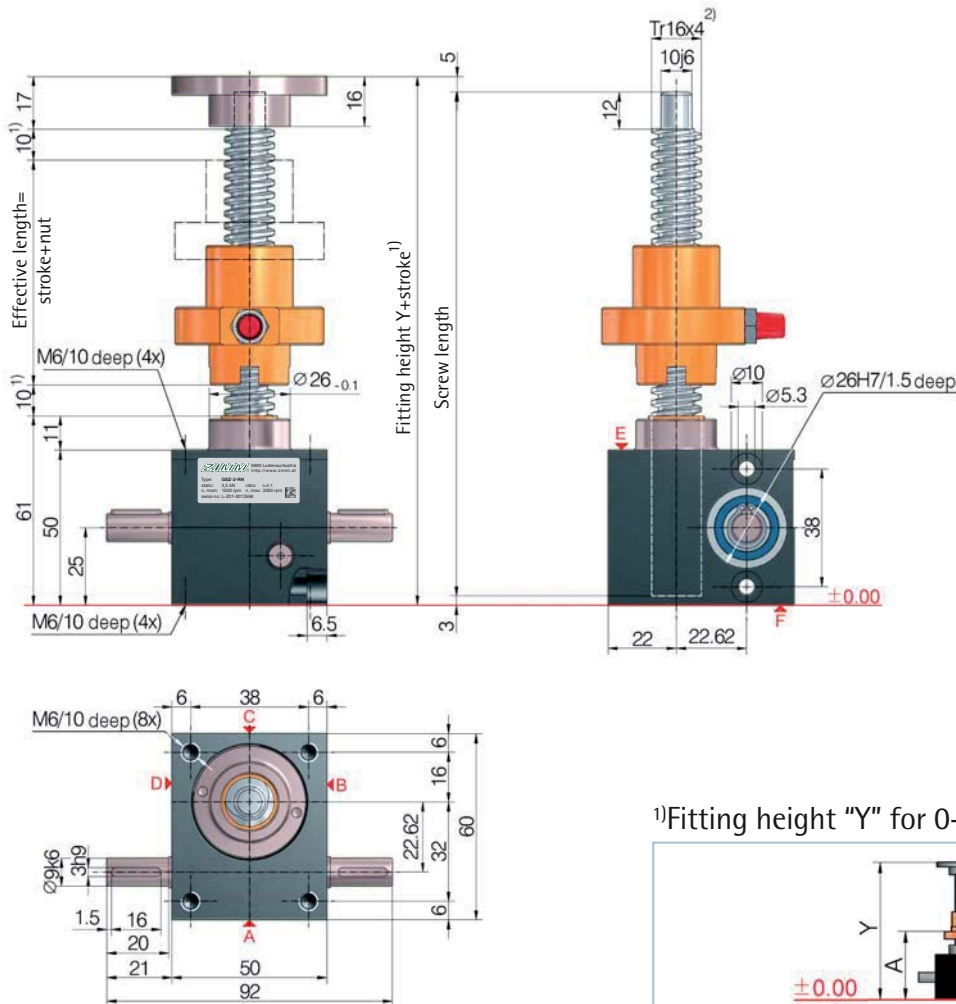

KGK: % duty cycle 2 times to 4 times higher

Trapezoidal screw

Tr



GSZ-2-R rotating screw 2.5 kN



¹⁾Fitting height "Y" for 0-stroke, with Tr 16x4 screw

All dimensions in mm	Flange nut FM	Duplex nut DM	Duplex nut DM with SIFA
Bellows FB	Y/A	Y/A	Y/A
without bellows FB	132/83	142/96	167/121
2x GSZ-2-FB-182	-	198/124	220/146
2x GSZ-2-FB-364	-	318/184	340/206

Detailed instructions for determining the length can be found in Section 8

2.5 kN

Technical data series GSZ-2-S / GSZ-2-R

max. compressive/tensile force, static	- 2.5 kN (250 kg)
max. compressive/tensile force, dynamic	- see duty cycle curves
Nominal speed	- 1500 rpm
max. drive shaft speed	- 3000 rpm (depending on the load and duty cycle)
Screw size standard	- Tr 16x4 ²⁾
Gear ratio	- 4:1 (N) / 16:1 (L)
Housing material	- aluminium, corrosion-resistant
Worm shaft	- stainless steel, ground
Weight of screw jack body	- 0.6 kg
Weight of screw/m	- 1.21 kg
Gearbox lubrication	- synthetic fluid grease
Screw lubrication	- grease lubrication
Gearbox operating temperature	- max. 60°C, higher on request
Moment of inertia	- N: 0.081 kg cm ² / L: 0.037 kg cm ²
Input torque (at 1500 rpm)	- max. 1.4 Nm (N) / max. 0.5 Nm (L)
Drive-through torque	- max. 9 Nm

Drive torque M_6 (Nm)	- F (kN) \times 0.52 ³⁾⁵⁾ + M_L (N-normal)
	- F (kN) \times 0.15 ³⁾⁵⁾ + M_L (L-low speed)
Breakaway torque	- Drive torque M_6 \times 1.5
Idling torque ⁴⁾ M_L (Nm)	- 0.08 (N-normal) / 0.06 (L-low speed)

Between gearbox and nut or nut and end of thread, provide for a safety distance of (minimum) 10 mm!

See Section 7 for the checklist.

Important information

- 1) - extension if a bellows is fitted: see the table or Section 8
- 2) - Tr 16x4 is standard, also available: double-pitch, stainless steel, left-handed, increased screw Tr 18x4 (only for the R version)
- 3) - factor includes efficiency, ratio and 30% safety
- 4) - at 20°C, can be higher when new
- 5) - for a 4 mm screw pitch